


































Place	Surname	Name	Repr.	Year	Level	Coach	○				●								⊕				Σ
							DB A	DA E	P Total	#	DB A	DA E	P Total	#	DB A	DA E	P Total	#	DB A	DA E	P Total	#	
1.	ALVAZ	Fernanda	SERC-SP	2009	I		8.0 7.900	4.1 7.250	0 27.250	2	8.0 7.750	4.7 7.700	0 28.150	2	7.3 8.100	4.1 7.300	0 26.800	1	6.9 7.350	4.1 6.850	0 25.200	2	107.400
2.	SANTOS	Keila	GORBA-BA	2008	I	E21	7.8 7.950	5.4 7.600	0 28.750	1	7.3 7.750	5.3 7.950	0 28.300	1	6.1 7.750	3.6 7.000	0 24.450	5	5.8 7.650	4.1 6.950	0 24.500	3	106.000
3.	MOURAO	Sarah	GRM-MG	2010	I	E18	7.3 7.600	3.4 7.350	0 25.650	4	7.2 7.650	4.6 7.500	0 26.950	3	7.6 8.050	3.7 7.400	0 26.750	2	5.3 7.450	3.4 6.750	0.05 22.850	5	102.200
4.	BESSA	Julia	AGINAT-RN	2008	L	E4	7.2 7.350	4.3 7.100	0 25.950	3	6.8 7.400	4.9 7.500	0 26.600	4	6.7 7.350	3.3 7.000	0.30 24.050	9	7.0 7.800	3.9 6.850	0 25.550	1	102.150
5.	LISBOA	Leticia	GNU-RS	2008	I		7.3 7.200	4.2 6.700	0.30 25.100	6	6.0 7.300	4.4 7.450	0 25.150	8	7.0 7.750	4.6 7.000	0 26.350	3	5.6 6.850	2.2 6.550	0 21.200	15	97.800
6.	BARRIM	Julia	FANTASTICA-PR	2008	II	E20	6.0 7.800	4.2 7.200	0 25.200	5	6.5 7.150	4.6 7.150	0.05 25.350	7	6.2 7.600	3.1 7.200	0 24.100	8	6.3 7.250	3.0 6.450	0 23.000	4	97.650
7.	MEDEIROS	Alice	IFCGYM-PE	2010	I	E17	7.3 7.200	4.1 6.450	0 25.050	7	7.0 7.050	4.5 7.600	0 26.150	5	6.2 7.300	2.6 6.850	0 22.950	16	5.4 6.850	2.8 6.250	0 21.300	14	95.450
8.	CERQUEIRA	Isabelli	ESPERIA-SP	2009	I	E15	7.5 7.200	2.8 6.800	0 24.300	8	5.8 7.000	3.4 7.000	0 23.200	19	5.8 7.100	3.3 6.900	0 23.100	15	6.3 6.800	3.0 6.750	0 22.850	6	93.450
9.	ZACCHIA	Nicolle	SERC-SP	2010	I		6.0 7.250	3.9 7.050	0 24.200	10	6.4 6.750	3.6 7.100	0 23.850	15	5.6 7.500	3.3 6.950	0 23.350	13	5.8 6.900	2.4 6.500	0.10 21.500	11	92.900
10.	CUNHA	Gabriela	AGINAT-RN	2009	L	E4	5.7 6.600	4.0 6.550	0 22.850	21	6.6 7.200	3.9 7.150	0.05 24.800	10	7.0 7.550	3.3 7.150	0 25.000	4	4.9 6.300	3.4 4.800	0.10 19.300	38	91.950
11.	RAYMUNDO	Yasmin	SFC-SP	2010	I	E26	7.6 6.550	2.7 6.350	0.10 23.100	17	6.0 7.100	3.2 7.000	0 23.300	17	5.8 6.500	3.3 5.950	0.05 21.500	36	6.2 6.800	3.5 5.950	0.05 22.400	9	90.300
12.	TORELLI	Julia	ESPERIA-SP	2008	II	E15	5.4 7.150	3.3 7.100	0 22.950	20	5.0 7.000	4.5 6.500	0 23.000	22	5.3 6.800	3.0 6.700	0 21.800	33	5.6 7.050	3.4 6.400	0 22.450	7	90.200
13.	VAZ	Clara	GORBA-BA	2010	I	E21	6.1 7.550	3.9 6.700	0 24.250	9	5.3 6.600	3.8 7.400	0 23.100	20	5.7 7.200	2.7 6.600	0 22.200	27	4.9 6.700	2.6 6.200	0 20.400	24	89.950
14.	CRUZ	Julia	AGIR-PR	2010	I	E14	6.0 7.200	3.9 7.000	0 24.100	11	5.1 6.850	3.6 6.850	0.10 22.300	29	5.5 7.050	2.8 6.850	0 22.200	26	5.4 6.900	3.4 5.750	0.10 21.350	13	89.950

Place	Surname	Name	Repr.	Year	Level	Coach	○				●				II				⊕				Σ
							DB A	DA E	P Total	#	DB A	DA E	P Total	#	DB A	DA E	P Total	#	DB A	DA E	P Total	#	
15.	AVILA	Kendra	 AGIBLU-SC	2008	II	E2	6.4 6.650	2.9 6.250	0 22.200	28	6.6 6.950	3.9 7.000	0.05 24.400	13	5.2 6.850	2.7 6.000	0 20.750	48	5.7 7.300	3.2 6.250	0 22.450	8	89.800
16.	SILVA	Gabriela	 AGITO-PR	2008	I	E9	5.1 6.700	3.7 6.350	0 21.850	33	6.8 7.250	4.9 7.200	0 26.150	6	5.6 7.450	3.3 6.500	0.30 22.550	20	4.6 6.000	2.4 6.050	0 19.050	42	89.600
17.	RICARDO	Julia	 AGIR-PR	2009	I	E14	5.3 6.500	3.8 6.200	0 21.800	35	6.2 7.150	4.4 6.850	0.05 24.550	11	6.5 7.150	3.9 6.900	0 24.450	6	5.0 6.500	2.6 4.800	0.30 18.600	48	89.400
18.	ANSELMO	Isabella	 AGINAT-RN	2010	II	E4	5.6 6.750	3.0 6.000	0.30 21.050	48	5.4 7.250	4.5 7.700	0 24.850	9	5.7 7.000	2.9 6.150	0 21.750	35	4.7 7.300	3.2 6.000	0 21.200	16	88.850
19.	BECKER	Sarah	 AGITO-PR	2009	II	E9	4.0 6.900	4.1 6.150	0 21.150	44	4.8 7.050	4.0 7.400	0.05 23.200	18	6.1 7.050	3.3 7.050	0 23.500	12	3.5 6.750	3.6 6.200	0.05 20.000	27	87.850
20.	ISHIKAWA	Isabella	 FAE-SP	2009	I	E19	6.0 6.950	3.6 6.500	0 23.050	19	4.4 6.800	2.7 6.500	0 20.400	63	6.3 6.850	3.6 6.800	0 23.550	11	5.4 6.950	2.2 6.150	0 20.700	22	87.700
21.	LEITE	Gabriela	 CMGYM-PE	2010	I		4.4 6.550	4.5 5.600	0 21.050	49	4.6 6.950	4.0 7.350	0 22.900	23	5.1 7.200	3.4 6.700	0 22.400	22	3.6 7.200	4.1 6.100	0.05 20.950	20	87.300
22.	ALVES	Julia	 GRM-MG	2010	I	E18	4.1 6.450	3.5 6.950	0.35 20.650	56	4.9 7.050	5.0 7.550	0 24.500	12	4.6 7.550	2.6 7.000	0 21.750	34	4.4 6.700	2.9 5.850	0 19.850	29	86.750
23.	ARAUJO	Julia	 SESI-DF	2008	I		5.7 6.850	2.8 6.900	0 22.250	26	5.8 6.700	2.8 6.800	0 22.100	34	5.1 7.150	2.6 6.350	0 21.200	40	4.8 6.650	3.0 6.400	0 20.850	21	86.400
24.	PEREIRA	Luisa	 CASSAB-DF	2008	II	E10	5.4 7.350	3.6 6.950	0 23.300	13	4.7 7.100	3.4 7.050	0 22.250	30	4.3 7.000	3.0 6.550	0 20.850	47	3.8 6.800	3.3 5.900	0 19.800	31	86.200
25.	CICHOVICZ	Andriely	 LBCRC-SC	2010	I	E24	6.3 7.050	3.2 7.000	0 23.550	12	5.3 6.650	3.6 6.350	0 21.900	38	6.0 7.000	3.0 6.350	0 22.350	23	4.3 6.200	2.3 5.600	0 18.400	56	86.200
26.	OLIVEIRA	Mariana	 CETGYM-BA	2009	II		6.4 6.700	3.9 6.250	0 23.250	14	4.8 6.850	3.5 6.850	0 22.000	36	6.5 6.850	2.9 6.500	0 22.750	18	3.7 6.000	2.7 5.650	0.05 18.000	62	86.000
27.	ALCANTARA	Isabela	 IFCGYM-PE	2010	II	E17	4.1 6.800	3.8 6.100	0 20.800	54	5.0 6.750	3.1 6.600	0 21.450	45	5.2 7.250	3.6 7.050	0 23.100	14	4.6 6.900	2.4 6.650	0 20.550	23	85.900
28.	OLIVEIRA	Ana	 AGIR-PR	2009	I	E14	6.0 7.050	3.3 6.850	0 23.200	16	4.2 7.100	3.2 7.000	0 21.500	42	3.6 6.400	3.0 6.100	0.05 19.050	74	5.7 7.050	3.0 6.300	0 22.050	10	85.800
29.	BRAGA	Asheley	 MEC-AM	2008	II	E25	4.9 6.350	2.9 5.400	0 19.550	70	6.0 7.050	3.6 7.000	0 23.650	16	4.9 6.800	2.9 6.550	0 21.150	41	5.5 6.950	3.0 6.000	0 21.450	12	85.800
30.	IORIO	Mariana	 AABB-RJ	2008	I	E8	5.2 6.700	2.0 6.250	0.30 19.850	65	5.0 7.000	3.6 6.550	0 22.150	32	7.2 7.000	3.4 6.750	0 24.350	7	5.4 6.300	2.7 5.400	0.35 19.450	34	85.800
















Generated by sporttech.io official scoring system at Dec 31, 0 8:53:32 PM. Live results at www.sporttech.io/explore.



Place	Surname	Name	Repr.	Year	Level	Coach	○				●				II				⊕				Σ
							DB A	DA E	P Total	#	DB A	DA E	P Total	#	DB A	DA E	P Total	#	DB A	DA E	P Total	#	
31.	ALENCAR	Mariana	 SESI-DF	2008	I		5.1 7.000	2.8 6.700	0 21.600	37	5.8 6.900	4.0 6.150	0.05 22.800	24	5.3 7.300	2.3 6.250	0 21.150	42	5.2 6.450	2.5 5.750	0 19.900	28	85.450
32.	LOUBACK	Sophia	 INCESP-ES	2009	II	E22	3.8 7.350	3.8 6.900	0 21.850	32	4.1 6.600	4.3 7.300	0 22.300	28	4.2 6.900	3.1 6.800	0 21.000	45	3.1 6.750	3.1 6.850	0 19.800	30	84.950
33.	MONTEIRO	Aghata	 INCESP-ES	2010	I	E22	5.3 7.050	3.4 6.550	0 22.300	25	5.1 6.700	3.4 6.700	0 21.900	37	4.4 6.900	2.8 6.300	0 20.400	54	4.3 6.550	2.7 6.800	0 20.350	25	84.950
34.	BOOS	Amanda	 AGIBLU-SC	2010	I	E2	4.8 6.800	2.9 6.700	0.05 21.150	41	5.0 6.800	3.5 6.850	0.05 22.100	33	5.2 7.050	2.1 6.250	0.05 20.550	50	5.4 6.600	2.6 6.450	0 21.050	17	84.850
35.	IAGINSKI	Beatriz	AGRDJ-SC	2009	II	E6	5.5 6.850	3.5 6.100	0.30 21.650	36	5.2 7.250	3.6 7.000	0 23.050	21	4.8 7.050	3.9 6.400	0 22.150	28	3.6 6.500	2.7 5.250	0.60 17.450	69	84.300
36.	DELAZERI	Isabelle	 ITP-PR	2009	II	E23	4.8 6.350	4.4 6.600	0 22.150	30	4.6 6.650	3.4 7.150	0 21.800	39	5.8 6.450	2.9 6.750	0 21.900	29	3.4 6.600	2.1 6.250	0 18.350	57	84.200
37.	MELO	Alanna	 EC-ES	2008	I		4.2 7.100	4.4 6.800	0 22.500	23	4.7 7.300	2.8 7.200	0 22.000	35	4.5 6.950	2.2 6.150	0 19.800	62	3.9 6.800	2.4 6.450	0 19.550	32	83.850
38.	SCHUCK	Julie	 LBCRC-SC	2008	II	E24	5.8 6.800	3.6 6.850	0 23.050	18	3.9 6.650	4.2 6.700	0 21.450	44	5.2 7.350	3.0 6.700	0 22.250	25	3.4 5.950	2.4 5.350	0 17.100	76	83.850
39.	MORENO	Patricia	 MEC-AM	2008	II	E25	3.7 6.000	3.6 6.050	0.30 19.050	77	4.3 6.600	3.4 7.050	0 21.350	47	5.4 7.350	3.0 6.800	0.30 22.250	24	5.5 6.550	2.8 6.200	0 21.050	18	83.700
40.	SILVA	Giovana	 AGIRPIN-SP	2009	II	E5	4.8 6.650	3.3 6.300	0 21.050	47	5.0 6.650	2.6 7.400	0 21.650	41	5.0 6.700	3.7 7.000	0 22.400	21	3.8 6.050	3.5 5.150	0 18.500	52	83.600
41.	MELO	Livia	 TRYADE-SP	2009	II	E7	6.8 6.800	2.8 7.100	0.30 23.200	15	5.1 6.750	2.2 6.950	0 21.000	54	4.8 6.700	2.1 6.150	0 19.750	64	5.3 6.400	1.8 6.050	0 19.550	33	83.500
42.	TAVARES	Bianca	 SPFC-SP	2010	II	E27	5.1 6.550	3.7 6.800	0 22.150	29	5.2 7.050	3.0 6.950	0 22.200	31	5.0 6.100	2.6 4.950	0.60 18.050	87	6.3 6.650	2.3 5.850	0.10 21.000	19	83.400
43.	CARVALHO	Sofia	 CJIRA-SE	2009	I	E16	5.1 7.000	3.6 6.350	0 22.050	31	3.6 6.700	3.7 6.900	0 20.900	57	4.9 6.700	3.3 6.200	0 21.100	44	3.4 6.450	3.0 6.200	0 19.050	41	83.100
44.	OLIVEIRA	Maria	 AGIMAR-PR	2008	I		5.7 7.200	2.9 5.700	0.10 21.400	39	4.5 6.950	2.0 7.200	0 20.650	59	5.4 7.050	3.7 6.450	0 22.600	19	3.2 6.700	2.7 5.800	0 18.400	55	83.050
45.	BATISTA	Anna	 CETGYM-BA	2008	II		4.8 7.000	3.2 5.950	0.05 20.900	51	4.6 7.100	3.2 6.450	0 21.350	48	5.2 7.100	2.5 6.400	0 21.200	39	4.5 6.350	2.5 5.700	0 19.050	44	82.500
46.	FACIN	Juliana	 ITP-PR	2008	II	E23	5.0 6.700	2.2 6.300	0 20.200	62	5.0 6.350	2.6 7.000	0 20.950	55	5.3 6.750	3.0 6.800	0 21.850	31	4.5 6.150	2.4 6.050	0 19.100	40	82.100

















Generated by sporttech.io official scoring system at Dec 31, 0 8:53:32 PM. Live results at www.sporttech.io/explore.



Place	Surname	Name	Repr.	Year	Level	Coach	○				●				II				⊕				Σ
							DB A	DA E	P Total	#	DB A	DA E	P Total	#	DB A	DA E	P Total	#	DB A	DA E	P Total	#	
47.	SILVA	Julia	 AGIRPIN-SP	2008	I	E5	5.2 6.500	3.2 6.600	0.35 21.150	42	4.4 6.550	3.6 6.400	0 20.950	56	5.0 7.050	3.4 6.400	0 21.850	32	5.1 5.850	1.6 5.600	0 18.150	60	82.100
48.	SILVA	Laura	 FANTASTICA-PR	2010	I	E20	6.1 7.200	2.6 6.800	0 22.700	22	4.8 6.700	3.6 6.250	0 21.350	49	5.0 7.700	2.8 6.400	0 21.900	30	2.7 6.200	1.8 5.250	0.05 15.900	86	81.850
49.	NOVK	Aline	 GET FLEX-PR	2008	I		4.7 6.950	2.9 6.600	0.05 21.100	45	4.2 6.150	3.4 6.250	0.30 19.700	75	5.3 6.850	2.6 6.700	0 21.450	37	4.6 6.350	1.8 6.000	0 18.750	46	81.000
50.	POLIDORO	Michele	 AGIN-SC	2010	I	E3	6.2 6.500	2.8 6.350	0 21.850	34	5.0 6.700	3.0 6.750	0 21.450	43	4.9 6.600	0.8 5.450	0.60 17.150	96	5.7 6.650	1.5 6.200	0 20.050	26	80.500
51.	HONORATO	Manuella	 SPFC-SP	2009	I	E27	5.8 6.450	1.8 6.650	0 20.700	55	5.0 6.550	2.0 6.100	0 19.650	76	5.9 6.750	2.0 6.550	0 21.200	38	4.4 6.100	2.6 5.700	0 18.800	45	80.350
52.	CLEMENTINO	Raissa	 TRYADE-SP	2008	II	E7	4.8 6.600	2.0 5.950	0.10 19.250	73	3.9 6.950	2.6 6.950	0.05 20.350	64	4.4 6.900	2.9 6.400	0 20.600	49	4.0 6.700	2.3 6.300	0 19.300	37	79.500
53.	VALASKI	Rafaella	AGINARC-PR	2009	II		5.0 6.100	2.2 5.950	0.05 19.200	75	4.0 6.250	2.2 5.700	0 18.150	93	6.3 7.100	3.6 6.850	0 23.850	10	4.5 6.500	1.7 5.600	0 18.300	58	79.500
54.	SILVA	Letycia	 DUNAMYS-PR	2009	II		5.0 6.800	3.4 7.000	0 22.200	27	4.0 6.950	2.4 6.500	0 19.850	72	4.9 6.700	2.8 6.150	0 20.550	51	3.2 6.250	1.8 5.600	0 16.850	80	79.450
55.	FREIRES	Ana	 KNGC-ES	2010	II		5.3 7.250	3.1 6.700	0 22.350	24	4.4 6.250	2.9 6.550	0 20.100	66	4.2 6.750	2.0 6.000	0.30 18.650	81	4.3 6.350	1.3 6.250	0 18.200	59	79.300
56.	COSTA	Samara	 CSC-SP	2008	II		4.6 5.850	3.0 5.800	0.30 18.950	78	6.0 6.700	2.9 6.950	0 22.550	26	4.6 6.300	2.3 6.000	0 19.200	69	6.4 5.600	1.7 4.850	0.05 18.500	53	79.200
57.	SIMAO	Sophie	 AGIN-SC	2009	I	E3	4.6 6.050	2.0 5.600	0.30 17.950	91	6.3 6.950	3.7 7.050	0 24.000	14	6.0 6.600	1.9 5.550	0.30 19.750	66	4.1 6.150	1.4 5.750	0 17.400	70	79.100
58.	OLIVEIRA	Maria	 FAE-SP	2008	II	E19	5.2 5.950	3.0 5.600	0 19.750	66	4.0 6.000	2.7 5.900	0 18.600	88	5.2 6.700	4.0 6.900	0 22.800	17	3.8 6.350	1.8 5.900	0 17.850	66	79.000
59.	CISNEROS	Livia	 SPFC-SP	2009	II	E27	5.1 6.850	2.9 6.250	0 21.100	46	5.0 6.150	3.0 6.050	0.30 19.900	70	5.5 6.050	2.9 6.100	0 20.550	52	3.2 6.100	2.3 5.500	0 17.100	75	78.650
60.	LIMA	Alessandra	 KADOSH-BA	2008	II		4.2 6.950	2.9 6.400	0 20.450	58	5.2 6.850	2.0 6.600	0.05 20.600	60	5.5 6.100	2.4 6.050	0.30 19.750	65	4.1 6.150	2.8 5.050	0.30 17.800	67	78.600
61.	SANTOS	Larissa	 ADIEE-SC	2009	II	E1	4.4 6.900	2.9 6.800	0.05 20.950	50	3.5 6.450	2.2 7.450	0 19.600	77	4.3 6.650	3.0 6.400	0 20.350	55	3.0 6.100	2.4 6.100	0 17.600	68	78.500
62.	LIMA	Maria	 CJIRA-SE	2009	II	E16	4.5 7.000	3.1 6.750	0 21.350	40	4.1 6.600	2.6 6.400	0 19.700	74	4.6 6.250	1.8 6.350	0 19.000	76	3.0 6.750	2.8 5.900	0 18.450	54	78.500
















Generated by sporttech.io official scoring system at Dec 31, 0 8:53:32 PM. Live results at www.sporttech.io/explore.



Place	Surname	Name	Repr.	Year	Level	Coach	○				●				II				⊕				Σ
							DB A	DA E	P Total	#	DB A	DA E	P Total	#	DB A	DA E	P Total	#	DB A	DA E	P Total	#	
63.	SANCHEZ	Alejandra	 CMGYM-PE	2008	II		4.3 5.900	3.1 5.550	0.60 18.250	86	4.8 6.150	3.6 6.350	0.35 20.550	61	5.5 6.350	2.5 6.600	0 20.950	46	4.0 6.500	2.0 6.150	0.05 18.600	47	78.350
64.	JORDÃO	Bruna	 IFCGYM-PE	2010	II	E17	3.9 6.250	3.4 5.700	0 19.250	74	5.0 6.750	2.8 6.850	0 21.400	46	4.5 6.450	2.9 6.450	0 20.300	56	4.1 6.550	1.7 5.350	0.30 17.400	72	78.350
65.	ESPINOLA	Giulia	 CASSAB-DF	2009	II	E10	5.0 6.700	3.1 5.400	0.05 20.150	63	4.2 6.900	3.4 6.700	0 21.200	51	4.0 6.150	2.7 6.100	0.30 18.650	80	3.3 6.300	3.2 5.700	0.60 17.900	64	77.900
66.	FERRARO	Maria	 CEGYM-BA	2008	II		4.7 6.450	2.9 5.600	0 19.650	68	4.9 6.150	2.6 6.500	0 20.150	65	5.7 6.350	2.2 5.700	0 19.950	59	4.1 6.200	2.3 5.300	0 17.900	65	77.650
67.	OLIVEIRA	Milyanne	 MEC-AM	2009	II	E25	4.1 7.150	3.5 6.000	0.30 20.450	60	3.2 7.000	4.1 7.450	0 21.750	40	3.8 6.650	2.6 5.750	0 18.800	78	3.4 6.500	1.5 4.850	0 16.250	82	77.250
68.	ANDRADE	Giulia	 ABACO-SP	2008	I		5.8 6.250	2.8 5.750	0 20.600	57	5.2 6.450	4.0 6.750	0 22.400	27	3.5 5.500	2.9 5.050	0.15 16.800	101	4.2 6.000	2.0 5.500	0.30 17.400	71	77.200
69.	MARINHO	Maria	 SFC-SP	2008	II	E26	5.3 6.350	3.2 5.050	0 19.900	64	6.0 6.750	2.3 6.250	0 21.300	50	4.2 5.350	2.8 4.200	0 16.550	104	4.9 6.700	2.3 5.300	0 19.200	39	76.950
70.	SILVA	Amanda	 IFC-PE	2010	II		5.7 6.200	2.4 6.550	0 20.850	52	4.2 6.400	4.5 7.450	0 22.550	25	3.6 6.000	2.6 6.550	0 18.750	79	3.1 5.450	1.2 4.800	0 14.550	98	76.700
71.	PEREIRA	Raissa	 AABB-RJ	2009	II	E8	4.7 6.250	3.0 5.650	0 19.600	69	4.1 5.750	3.4 4.250	0.90 16.600	105	6.1 6.450	2.3 6.250	0 21.100	43	4.6 6.400	2.5 6.000	0.10 19.400	36	76.700
72.	ANGELLO	Danielle	 ESPERIA-SP	2009	II	E15	5.2 6.900	2.1 6.250	0 20.450	59	5.0 6.050	2.7 6.350	0 20.100	67	5.1 6.450	2.8 5.950	0 20.300	58	4.3 5.800	2.4 3.800	0.60 15.700	90	76.550
73.	DIOGENES	Julia	 MAPLE BEAR-RN	2010	II		3.5 5.900	2.4 6.150	0 17.950	90	4.2 6.900	3.2 6.800	0 21.100	53	3.8 6.050	2.7 5.950	0.60 17.900	90	3.7 6.650	2.9 6.200	0.05 19.400	35	76.350
74.	BATISTA	Leticia	 CSC-SP	2008	II		5.3 6.850	2.7 6.600	0 21.450	38	5.2 7.000	2.9 5.800	0 20.900	58	4.4 6.050	2.1 5.400	0.30 17.650	92	3.6 6.600	2.1 4.150	0.30 16.150	84	76.150
75.	CRUZ	Anne	 CJIRA-SE	2009	II	E16	3.6 6.600	3.3 6.750	0 20.250	61	3.5 6.650	2.5 6.950	0 19.600	78	3.9 6.900	2.6 7.000	0 20.400	53	2.4 6.000	1.7 5.400	0 15.500	91	75.750
76.	SANTOS	Jamilly	 AGIRPIN-SP	2010	II	E5	3.5 6.250	3.3 5.850	0 18.900	80	4.9 6.100	3.0 6.300	0.30 20.000	69	4.7 6.100	2.6 6.050	0 19.450	68	3.6 5.950	2.1 5.600	0 17.250	74	75.600
77.	PERINI	Lara	 AABB-RJ	2010	II	E8	4.9 6.050	2.9 3.900	0.60 17.150	100	4.1 6.350	3.2 5.900	0 19.550	79	4.4 6.150	3.0 6.250	0 19.800	61	5.0 6.200	2.1 5.100	0.30 18.100	61	74.600
78.	BARBOSA	Lira	 FIT RITMO-DF	2009	II		4.1 6.550	1.6 5.550	0 17.800	94	4.4 6.200	2.7 5.600	0 18.900	84	4.4 6.250	2.3 6.200	0 19.150	70	3.9 6.350	2.9 5.400	0 18.550	50	74.400
















Generated by sporttech.io official scoring system at Dec 31, 0 8:53:32 PM. Live results at www.sporttech.io/explore.



Place	Surname	Name	Repr.	Year	Level	Coach	○				●				II				⊕				Σ
							DB A	DA E	P Total	#	DB A	DA E	P Total	#	DB A	DA E	P Total	#	DB A	DA E	P Total	#	
79.	SELL	Manuela	 ADIEE-SC	2009	II	E1	5.1 6.100	2.1 6.150	0 19.450	71	4.6 6.000	1.8 7.000	0 19.400	80	4.6 6.450	3.0 6.300	0.05 20.300	57	2.9 5.700	1.6 5.200	0.40 15.000	97	74.150
80.	HANSEN	Valentina	AGRDI-SC	2009	II	E6	3.3 6.350	2.8 5.450	0.30 17.600	97	4.0 6.950	3.3 6.300	0 20.550	62	5.0 6.950	1.8 5.250	0.05 18.950	77	3.0 6.800	1.2 6.050	0 17.050	77	74.150
81.	AGOSTINI	Maite	 ATIMGIR-SC	2010	II		4.8 6.200	1.1 6.600	0.05 18.650	82	3.8 6.100	2.1 6.850	0 18.850	85	4.6 6.550	1.6 6.300	0 19.050	72	3.1 6.450	1.9 5.800	0 17.250	73	73.800
82.	BRUNOW	Esther	 INCESP-ES	2010	II	E22	3.7 6.700	2.9 5.800	0 19.100	76	3.5 5.900	3.2 5.650	0.45 17.800	94	3.0 6.600	2.3 6.450	0 18.350	84	3.2 6.650	2.5 6.150	0 18.500	51	73.750
83.	MININI	Livia	 GR TEAM-SC	2008	II		4.1 6.550	2.1 6.100	0 18.850	81	3.4 6.350	3.1 6.300	0.30 18.850	86	5.1 6.300	2.6 5.900	0 19.900	60	4.3 5.600	0.6 5.300	0 15.800	87	73.400
84.	SOARES	Ana Gabriela	 ABGR-SC	2008	II		3.8 6.350	2.4 5.900	0.10 18.350	83	4.0 6.000	1.8 6.450	0 18.250	91	3.8 5.800	2.0 5.950	0 17.550	95	4.8 6.400	2.0 5.850	0 19.050	43	73.200
85.	DUARTE	Isabelli	 AGIBLU-SC	2010	II	E2	4.8 6.500	2.9 5.600	0.10 19.700	67	3.8 6.450	1.8 6.500	0.05 18.500	89	4.7 6.550	2.1 5.750	0 19.100	71	3.8 6.000	1.2 4.800	0 15.800	88	73.100
86.	GIROLOMETTO	Gabriela	 ITP-PR	2010	II	E23	4.4 5.750	3.5 5.600	0.30 18.950	79	4.0 5.700	2.8 6.100	0 18.600	87	4.8 6.200	2.7 6.100	0 19.800	63	3.1 5.550	3.0 4.400	0.60 15.450	92	72.800
87.	MILICIC	Julia	 FAE-SP	2009	II	E19	3.3 6.500	1.9 5.500	0.30 16.900	102	4.2 6.950	3.0 7.000	0 21.150	52	2.5 6.150	2.2 5.200	0 16.050	106	3.2 7.050	2.3 6.000	0 18.550	49	72.650
88.	BARBI	Vitoria	 ABGR-SC	2008	II		3.7 6.050	2.5 6.050	0 18.300	84	4.6 6.200	1.8 6.300	0 18.900	83	4.2 5.800	1.7 5.350	0 17.050	98	4.2 6.450	1.8 5.500	0 17.950	63	72.200
89.	XAVIER	Sofhia	 CTETA-SE	2009	II	E11	3.5 6.400	1.6 6.300	0 17.800	92	4.4 6.400	2.0 7.050	0 19.850	71	3.6 5.800	2.2 6.500	0 18.100	85	3.8 5.950	1.6 4.800	0 16.150	83	71.900
90.	YAMAMOTO	Naomi	 CCRN-SP	2008	II		3.6 5.650	2.7 5.500	0 17.450	98	3.3 6.300	3.0 6.000	0.30 18.300	90	3.8 6.200	2.8 6.250	0 19.050	73	3.8 5.650	1.9 5.450	0 16.800	81	71.600
91.	SOUZA	Carolina	 CCRN-SP	2008	II		5.2 7.000	2.8 6.150	0 21.150	43	3.3 6.350	2.2 5.650	0 17.500	100	4.2 6.000	2.9 6.350	0 19.450	67	2.8 5.650	1.7 3.700	0.60 13.250	109	71.350
92.	SILVA	Anne	 CTETA-SE	2009	II		4.8 6.300	2.6 5.650	0 19.350	72	3.1 5.750	2.9 5.650	0 17.400	101	3.5 6.150	2.9 5.850	0 18.400	83	2.6 5.800	1.8 5.700	0 15.900	85	71.050
93.	SILVA	Estela	 CASSAB-DF	2009	II	E10	3.3 5.600	2.1 4.700	1.10 14.600	110	4.6 6.450	2.2 6.750	0 20.000	68	4.2 6.450	2.5 6.000	0.10 19.050	75	3.7 6.200	1.9 5.400	0.30 16.900	79	70.550
94.	SANTOS	Sophia	 IDFG-SE	2008	II		4.1 5.950	1.4 5.700	0 17.150	99	4.1 6.000	2.4 6.600	0 19.100	81	4.3 5.950	1.5 6.000	0 17.750	91	3.0 5.350	1.5 5.400	0 15.250	95	69.250







Generated by sporttech.io official scoring system at Dec 31, 0 8:53:32 PM. Live results at www.sporttech.io/explore.



Place	Surname	Name	Repr.	Year	Level	Coach	○				●								⊕				Σ
							DB A	DA E	P Total	#	DB A	DA E	P Total	#	DB A	DA E	P Total	#	DB A	DA E	P Total	#	
95.	SANTOS	Eloa	 SFC-SP	2010	II	E26	5.0 5.800	2.4 5.150	0.30 18.050	89	3.3 5.500	1.9 5.650	0.35 16.000	108	4.7 6.050	2.2 5.100	0.10 17.950	89	4.7 5.700	2.4 5.150	0.90 17.050	78	69.050
96.	GONCALVES	Maria	 SZNFC-SP	2009	II	E28	5.1 6.400	3.3 6.050	0 20.850	53	3.5 5.550	1.9 6.000	0 16.950	103	3.0 5.750	2.3 5.800	0 16.850	99	2.7 5.300	2.0 4.150	0 14.150	100	68.800
97.	DURAN	Luisa	 RITMUS-RJ	2010	II		3.7 6.050	2.9 5.650	0 18.300	85	3.4 6.250	2.2 5.750	0 17.600	96	3.4 6.450	2.3 6.050	0.10 18.100	86	3.7 5.550	1.2 3.850	0.30 14.000	103	68.000
98.	SANTOS	Lorena	 CTETA-SE	2008	II	E11	4.1 6.100	2.5 5.350	0 18.050	88	4.4 6.500	2.5 6.350	0 19.750	73	2.3 5.250	1.8 5.700	0 15.050	112	3.0 6.050	1.1 4.250	0 14.400	99	67.250
99.	BARRETO	Alyce	 CSS-SE	2010	II	E13	4.0 5.950	1.6 6.250	0 17.800	93	2.4 5.850	1.5 6.400	0 16.150	107	3.0 6.350	1.7 6.050	0 17.100	97	2.7 5.800	1.5 5.550	0.30 15.250	94	66.300
100.	MOTA	Ingrid	 IDFG-SE	2008	II		3.7 5.500	3.0 5.900	0.05 18.050	87	2.1 5.600	2.1 5.950	0.05 15.700	112	4.0 5.900	2.7 5.900	0.10 18.400	82	2.3 5.450	0.9 5.750	0.30 14.100	101	66.250
101.	NOGUEIRA	Emilly	 CTETA-SE	2010	II		2.9 5.250	2.1 4.950	0 15.200	106	4.8 6.050	2.1 6.400	0.30 19.050	82	4.2 6.000	1.9 5.850	0 17.950	88	2.4 5.600	1.2 4.600	0.05 13.750	105	65.950
102.	SILVA	Beatriz	 SZNFC-SP	2008	II	E28	3.5 5.450	1.2 5.300	0.35 15.100	108	4.0 5.500	1.7 6.500	0 17.700	95	4.2 5.500	1.5 6.350	0 17.550	94	3.3 5.700	1.5 5.050	0.15 15.400	93	65.750
103.	GOSCH	Livia	 LBCRC-SC	2010	II	E24	3.4 6.250	1.4 5.850	0 16.900	101	3.0 5.950	3.0 6.300	0.05 18.200	92	3.8 6.050	1.4 5.200	0 16.450	105	2.5 5.700	1.4 4.550	0.10 14.050	102	65.600
104.	MENESES	Yanne	 CTETA-SE	2008	II	E11	4.1 5.500	2.5 5.950	0.40 17.650	95	3.3 6.050	1.6 6.550	0 17.500	98	3.0 5.400	2.2 5.650	0.30 15.950	107	2.5 5.650	1.4 4.300	0 13.850	104	64.950
105.	VASQUES	Rafaella	 ABACO-SP	2009	II		3.5 5.950	2.9 5.350	0.05 17.650	96	4.0 5.800	1.7 4.800	0 16.300	106	3.5 5.250	2.0 4.700	0 15.450	109	3.2 5.750	1.5 4.650	0 15.100	96	64.500
106.	MONTEIRO	Emilly	 SZNFC-SP	2008	II	E28	3.2 5.550	1.8 5.450	0 16.000	103	3.0 5.250	1.5 6.100	0.05 15.800	110	3.3 5.700	1.7 5.900	0 16.600	102	3.8 5.800	1.2 4.900	0 15.700	89	64.100
107.	ROESLER	Isadora	 ADIEE-SC	2010	II	E1	4.3 5.250	1.0 4.550	0.60 14.500	112	3.7 5.900	1.6 6.300	0 17.500	99	4.4 5.100	2.4 5.750	0.05 17.600	93	1.7 5.150	1.2 5.300	0 13.350	108	62.950
108.	SALVADOR	Camilla	AGRDI-SC	2010	II	E6	3.1 6.150	2.2 4.700	0.30 15.850	104	3.1 6.150	2.9 5.600	0.35 17.400	102	2.8 5.400	1.5 4.750	0 14.450	113	2.8 5.400	1.1 4.600	0.30 13.600	106	61.300
109.	AMPARO	Yasmin	 CTETA-SE	2008	II		2.9 5.050	1.5 5.150	0 14.600	109	3.5 5.900	1.8 6.350	0 17.550	97	3.9 5.250	2.3 5.250	0.10 16.600	103	2.5 5.100	0.8 3.950	0 12.350	111	61.100
110.	MULLER	Ana	 CRP-MT	2008	II		2.4 5.300	1.9 5.050	0.10 14.550	111	3.2 5.800	1.5 5.300	0 15.800	111	3.0 5.600	2.5 5.750	0 16.850	100	2.9 5.250	0.4 4.500	0 13.050	110	60.250

Generated by sporttech.io official scoring system at Dec 31, 0 8:53:32 PM. Live results at www.sporttech.io/explore.



Place	Surname	Name	Repr.	Year	Level	Coach	○				●				II				⊕				Σ
							DB A	DA E	P Total	#	DB A	DA E	P Total	#	DB A	DA E	P Total	#	DB A	DA E	P Total	#	
111.	LOBO	Marcely	 JUVENAL-PA	2008	II		3.8 5.500	1.3 4.900	0.30 15.200	107	2.6 5.650	1.5 5.300	0.35 14.700	115	3.6 5.650	1.2 5.650	0.30 15.800	108	2.3 5.550	0.6 5.000	0 13.450	107	59.150
112.	CARDOSO	Jully	 CSS-SE	2009	II	E13	3.0 5.950	1.1 5.450	0.05 15.450	105	3.0 5.700	1.7 5.100	0 15.500	113	1.8 5.650	2.3 5.450	0 15.200	110	1.8 5.400	0.3 4.000	0 11.500	112	57.650
113.	CASTILHO	Graziella	 JUVENAL-PA	2010	II		3.0 5.250	1.5 4.650	0 14.400	113	3.7 5.750	1.1 6.250	0 16.800	104	3.2 5.800	1.4 5.100	0.35 15.150	111	2.1 4.600	0.1 3.300	0.30 9.800	116	56.150
114.	SARAIVA	Ana Heloysa	 AEGYM-MA	2008	II		2.9 5.100	1.1 4.550	0.30 13.350	114	3.4 5.900	1.3 5.650	0.35 15.900	109	2.3 5.200	1.4 4.800	0 13.700	115	2.1 4.850	0.1 3.700	0.30 10.450	115	53.400
115.	CARDOSO	Juliana	 CRP-MT	2008	II		1.7 4.750	1.7 4.500	0 12.650	115	2.5 5.350	1.5 5.500	0 14.850	114	1.3 5.300	2.0 5.450	0 14.050	114	1.8 5.000	0.5 4.150	0.30 11.150	114	52.700
116.	ARAUJO	Maisa	 GYMCLUBE-BA	2010	II		1.1 4.750	0.7 2.900	0 9.450	116	1.2 4.900	0.7 4.200	0 11.000	116	1.5 4.650	1.1 4.200	0 11.450	116	1.8 4.700	0.6 4.100	0 11.200	113	43.100

Generated by sporttech.io official scoring system at Dec 31, 0 8:53:32 PM. Live results at www.sporttech.io/explore.

